


# Tech Skills for Mid-Career

EBPL Tech Skills for Mid Career  
Winter Session 2021  
Thursdays at 7 pm



## Tools and Gears



### Overview

Like planning a camping trip, we have to collect and pack all the **Tools and Gear** we'll need to go to this class. This document provides a list of what you need to start [The Tech Skills for Mid Career Series at EBPL Session: Intermediate Python](#).

### To Attend

#### Zoom

Half of the classes will be held on [Zoom](#). Please download the [Zoom app](#) on your device by clicking [here](#). An email with the link and password will be sent to you before the first class. Check your mic and headphones. EBPL has created great tutorials for you: [here](#).



#### YouTube

The other half will be held on a private channel on YouTube. No app is necessary for you to download. A private link will be made available to you before the class. Make sure you have a good mic to listen to the class audio.



#### Slack

This app will allow you to feel like *you're almost in-person in the class*. We will use Slack to communicate (chat) during the class and after class. Please download the free app here: <https://slack.com/>. Go [here](#) to join the class, to learn more this [video](#) is great.



## To Learn

### Github

Create a Github account: <https://github.com/join>. Follow this short [tutorial](#).




### CS50 IDE

Create a CS50 IDE account using Github login, Click here: <https://ide.cs50.io/> to create a CS50 IDE account.




Follow this short [tutorial](#) to create a CS50 IDE account. Overview of CS50 IDE, start at min 4: [tutorial](#)



### CS50 at EDX.org

Supplemental Material: follow the CS50 course lectures to get the theory and more practice. CS50 at EDX is available for free with an EDX.org account. Click “Enroll,” on the next page scroll



down and find “Audit” to bypass the fee. Or use [CS50 Harvard](#)  By completing the whole course on EDX.org, you are able to receive a verified certificate for \$90, that you can add to your resume. Isn't that cool?



## Web Tools

### Google Drive

Get a Gmail account and start using Google Drive to store all the class's handouts and tutorials. Go to <https://www.google.com/gmail/about/#> to create your account.

### Web Browser

It is highly recommended that you use Firefox or Chrome for this class to get the best performance. Get Firefox here: <https://www.mozilla.org/en-US/firefox/> Get Chrome here: <https://www.google.com/chrome/>



Click [here](#) to check CS theme movies

**All website and account resources mentioned above are FREE.**